

Fiscal Year 2025 – 1st Quarter Budget Review

SEEKONK | Massachusetts

Executive Summary

Fiscal Year 2025 Budget

- To date balanced with no major issues identified
 - ✓ Salaries trending below budget forecast
 - ✓ Expenses trending below target for Quarter 1
 - ✓ Revenues trending ahead of budget projections

Fiscal Year 2024 Free Cash Certification

- Certified on September 12th
 - ✓ General Fund \$4,677,000
 - ✓ Enterprise Fund \$1,018,780

Assessor's Office - Quarter 1 Update

Residential Market Growth

- Average Residential Value FY 25 \$521,924 compared to \$494,807 in FY 24

New Growth

- Budgeted New Growth: \$600,000
- DLS Certified New Growth: \$685,612

Tax Recap

- Assessors working on Recap that will be submitted by the end of November

Treasurer's Office - Quarter 1 Update

Year-end Reporting

- All year-end reporting reconciled and reviewed with the Director of Finance & submitted to DLS
 - ✓ Statement of Indebtedness, Outstanding Receivables, Treasurer's Year-End Cash, & Cash Recon.

Workers Comp Audit Review

- Working on Fiscal Year 2024 Audit Review

Collector's Office - Quarter 1 Update

FY 24 Tax Title Process

- First round of letters sent to property owners Aug. 20th (100 letters)
- Advertising letters sent on Sep. 17th and were due Oct. 1st (62 letters)
- Advertisements were posted on Oct. 11th (22 advertised) and liens were assessed on Oct. 25th

Disposal Bills

- FY24 liens will be assessed in late November to go on Actual FY25 RE bills
- FY25 bills were issued Sep. 17th and were due Oct. 17th
 - Half pay option – many took advantage, so they now have until 3/31/25 to pay the remaining half – there will be no reminder

FY 25 Actual Real Estate and Personal Property bills

- Will be issued by Dec. 31st

Tax Title - Quarter 1 Update

Real Estate Tax Title

- 58 Parcels currently in Tax Title
- 20 new parcels added

Installment Agreements

- 4 Active payment plans

Tax Possessions

- 0 parcels have been acquired through tax title since July 1, 2024

Tax Foreclosure Cases

- 20 Cases moving through Land Court

FY 2025 Revenue Summary

■ Real Estate

- Commitment \$50,025,105
- YTD Receipts \$12,805,738
- Collection Rate 25.6%
- On Target

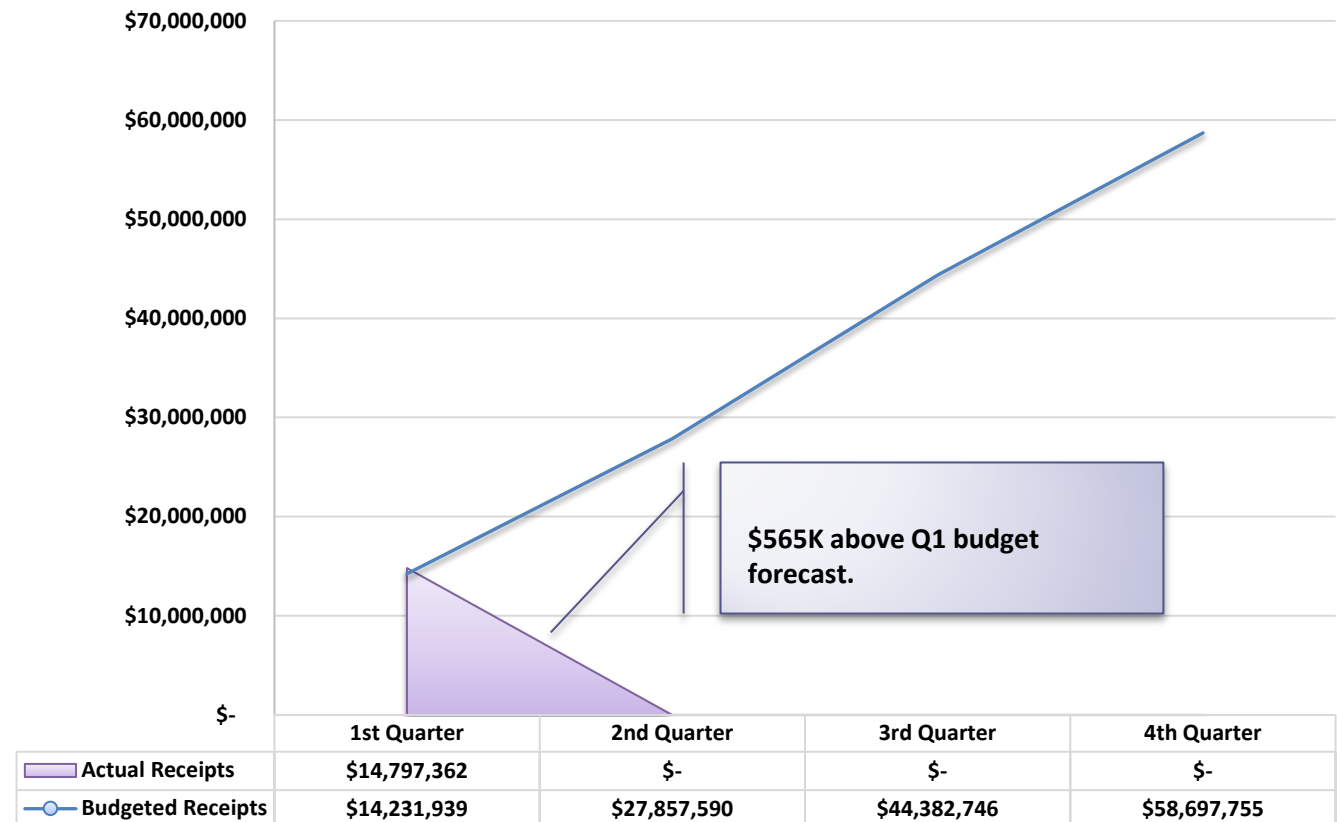
■ Personal Property

- Commitment \$3,823,232
- YTD Receipts \$1,073,524
- Collection Rate 28.1%
- Above Target

■ Motor Vehicle Excise

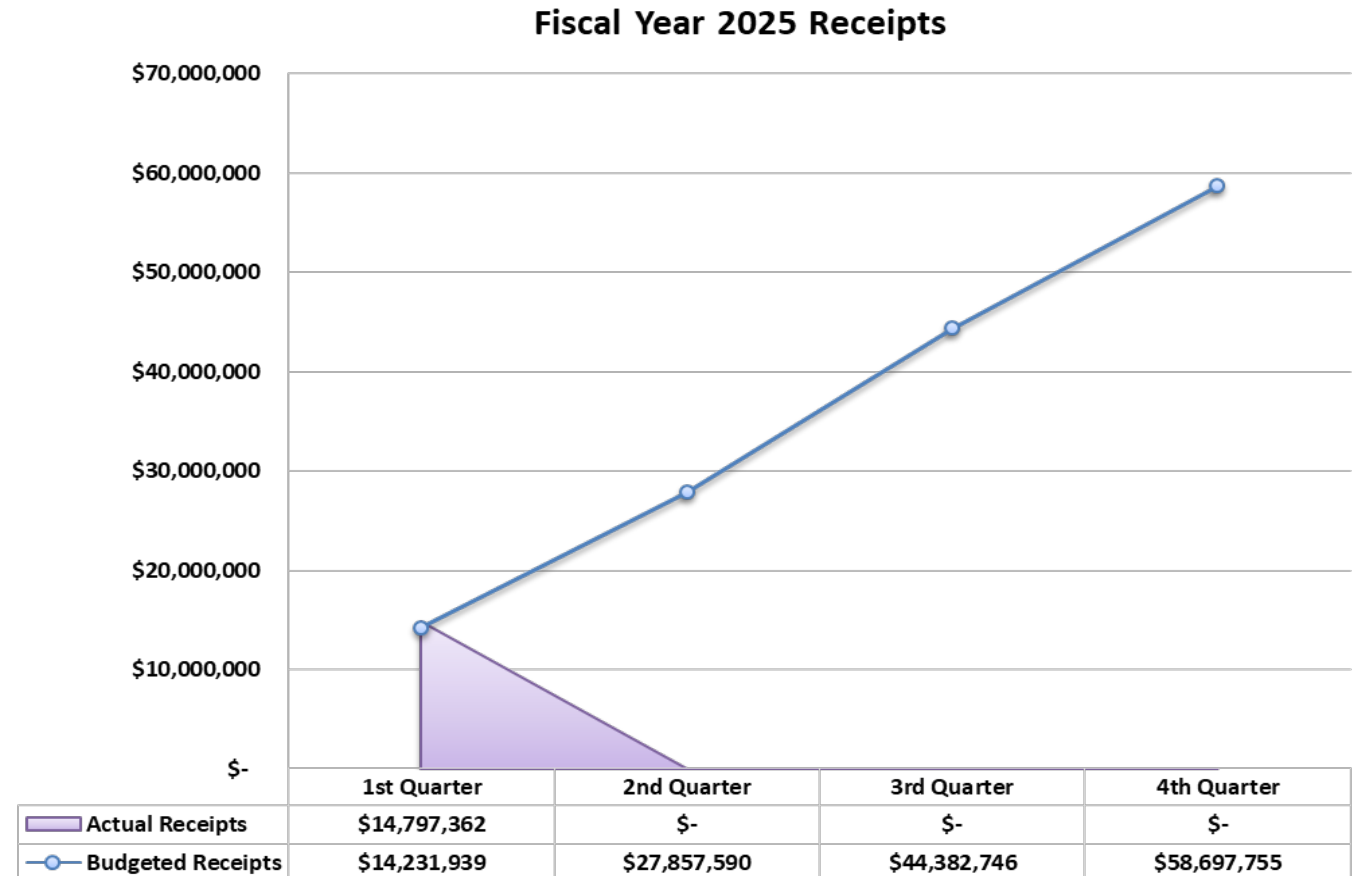
- Commitment \$2,950,000
- YTD Receipts \$171,643
- Collection Rate 5.8%
- Below Target

Fiscal Year 2025 Receipts



FY 2025 Revenue Summary - Continued

- Meals Tax
 - Commitment \$620,000
 - YTD Receipts \$206,634
 - Collection Rate 33.3%
 - Above Target
- Hotel Tax
 - Commitment \$850,000
 - YTD Receipts \$311,559
 - Collection Rate 36.7%
 - Above Target
- Marijuana Retail Tax (Local Option)
 - Commitment \$429,419
 - YTD Receipts \$228,265
 - Above Target

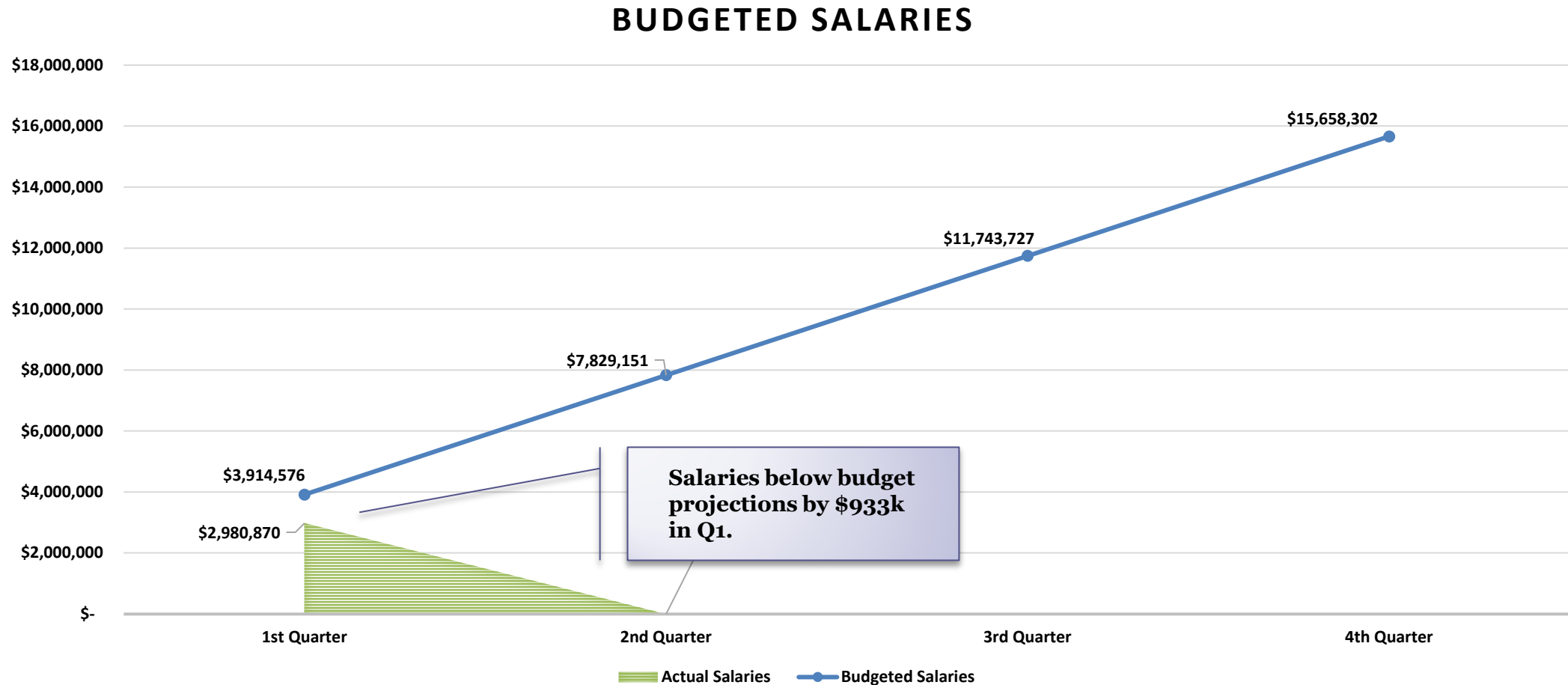


SEEKONK | Massachusetts

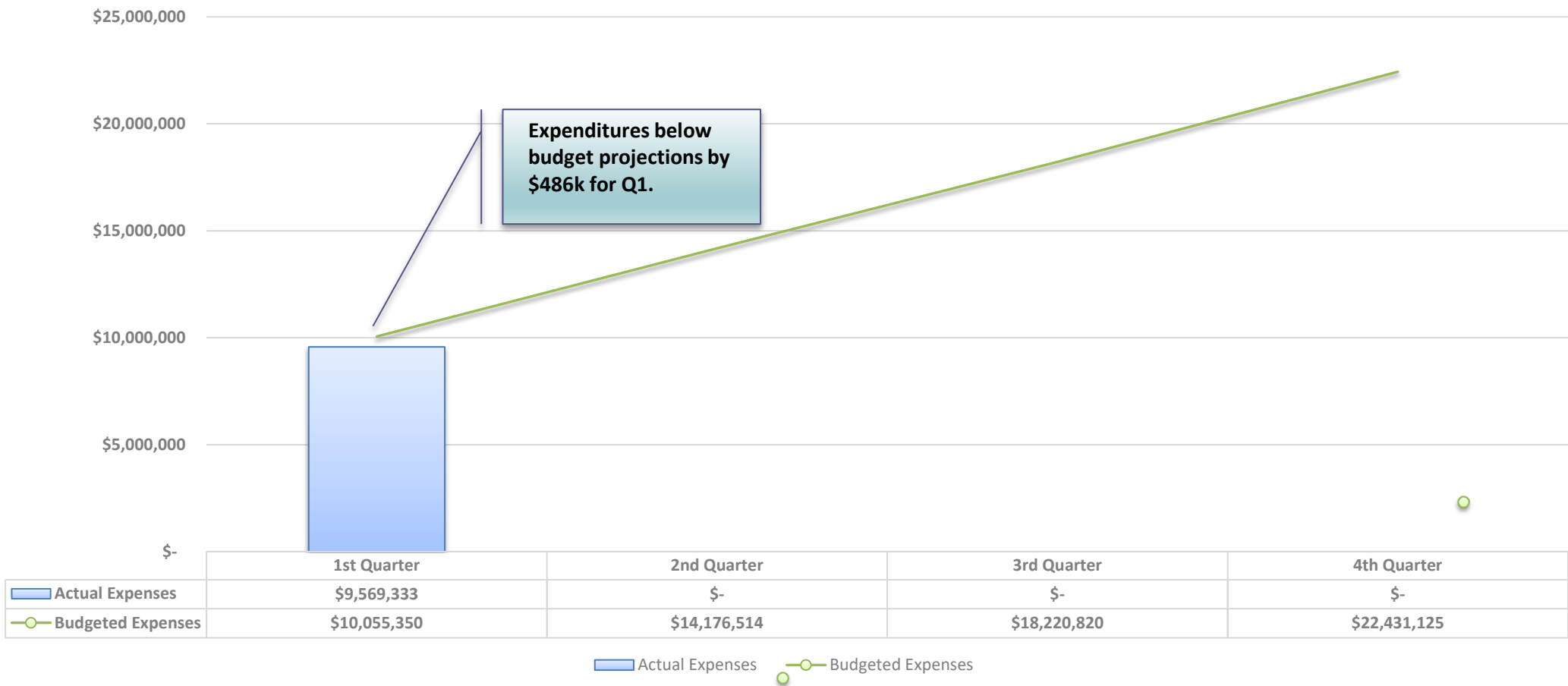
FY 2025 Budget vs Actual Expenditures

	Budgeted FY 25			1st Quarter Actuals				Available Budget		
	Salaries	Expenses	Total	Salaries	% Used	Expenses	% Used	Salaries	Expenses	Total
General Government	\$ 1,754,800	\$ 1,637,232	\$ 3,392,031	\$ 359,624	20.5%	\$ 469,588	28.7%	\$ 1,395,175	\$ 1,167,643	\$ 2,562,819
General Government - Legal	\$ -	\$ 165,000	\$ 165,000	\$ -	0.0%	\$ 9,548	5.8%	\$ -	\$ 155,452	\$ 155,452
Public Safety	\$ 11,019,378	\$ 1,432,557	\$ 12,451,935	\$ 2,099,648	19.1%	\$ 333,947	23.3%	\$ 8,919,730	\$ 1,098,611	\$ 10,018,341
Education	\$ -	\$ 1,537,180	\$ 1,537,180	\$ -	0.0%	\$ 599,017	39.0%	\$ -	\$ 938,163	\$ 938,163
Highway & Streets	\$ 1,317,992	\$ 757,999	\$ 2,075,991	\$ 221,096	16.8%	\$ 67,209	8.9%	\$ 1,096,896	\$ 690,790	\$ 1,787,686
Other Environmental	\$ 82,827	\$ 84,090	\$ 166,917	\$ 16,144	19.5%	\$ 20,607	24.5%	\$ 66,684	\$ 63,483	\$ 130,166
Human Services	\$ 540,931	\$ 162,350	\$ 703,281	\$ 107,152	19.8%	\$ 34,847	21.5%	\$ 433,779	\$ 127,503	\$ 561,282
Culture and Recreation	\$ 942,374	\$ 400,708	\$ 1,343,082	\$ 177,206	18.8%	\$ 104,264	26.0%	\$ 765,168	\$ 296,444	\$ 1,061,613
Debt and Interest	\$ -	\$ 2,574,860	\$ 2,574,860	\$ -	0.0%	\$ 1,243,380	48.3%	\$ -	\$ 1,331,480	\$ 1,331,480
Other Fixed Costs	\$ -	\$ 13,679,149	\$ 13,679,149	\$ -	0.0%	\$ 6,686,926	48.9%	\$ -	\$ 6,992,223	\$ 6,992,223
Total Departmental Budget	\$15,658,302	\$ 22,431,125	\$ 38,089,427	\$ 2,980,870	19.0%	\$ 9,569,333	42.7%	\$ 12,677,432	\$12,861,792	\$ 25,539,224

Budgeted Salaries - Quarter 1



Budgeted Expenses - Quarter 1



Questions

SEEKONK | Massachusetts